



# The NATURAL GAS GRAPEVINE

A Vineyard Gas Marketing Publication  
March 15th, 2021



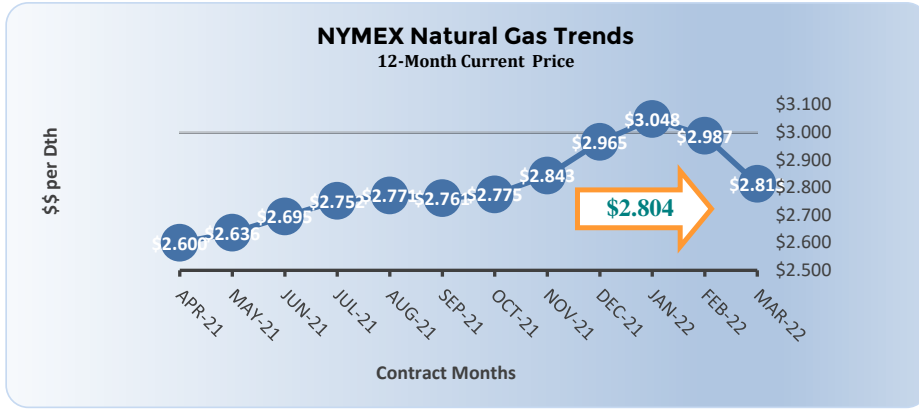
## CURRENT NYMEX NATURAL GAS VALUES

As of: Settlement 3/12/21

CONTRACT MONTH	NYMEX (Dth)
Apr-21	\$2.600
May-21	\$2.636
Jun-21	\$2.695
Jul-21	\$2.752
Aug-21	\$2.771
Sep-21	\$2.761
Oct-21	\$2.775
Nov-21	\$2.843
Dec-21	\$2.965
Jan-22	\$3.048
Feb-22	\$2.987
Mar-22	\$2.813



CURRENT NYMEX STRIPS	AVG \$\$ (Dth)
Summer -'21 (7 months)	<b>\$2.713</b>
Winter -'21 - '22 (5 months)	<b>\$2.931</b>
12 Months	<b>\$2.804</b>
March '21	<b>\$2.854</b>



Notable warming trends from forecasts over the weekend saw natural gas futures extend their recent losses in early trading Monday. After sliding 6.8 cents in Friday's session, the April Nymex contract was down another 7.1 cents to \$2.529/MMBtu at around 8:50 a.m. ET.

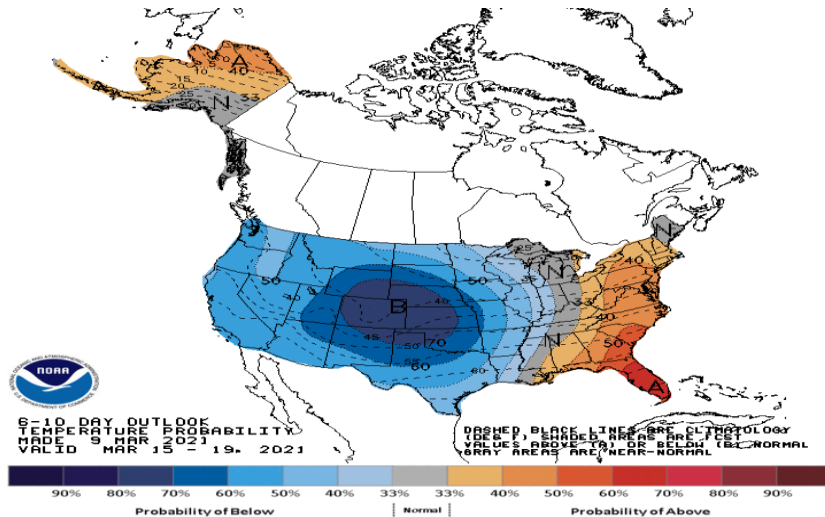
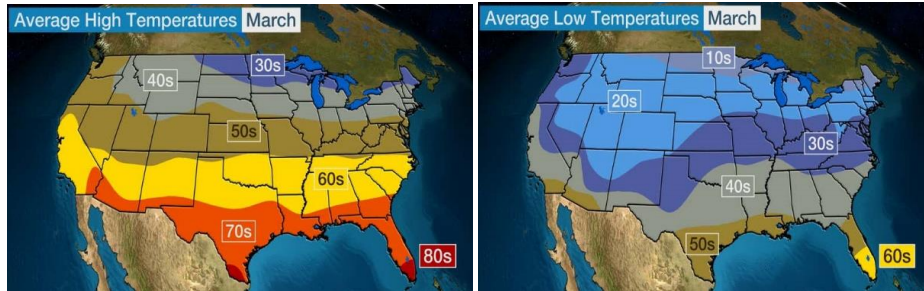
The near-term outlook for the natural gas market has turned "strongly bearish," a shift that can be traced back to Friday afternoon when the April contract broke support at \$2.62, according to analysts at EBW Analytics Group.

Prices held their ground for part of the day Friday even as forecasts trended milder and the latest Energy Information Administration storage report showed a smaller-than-expected withdrawal, the firm said.

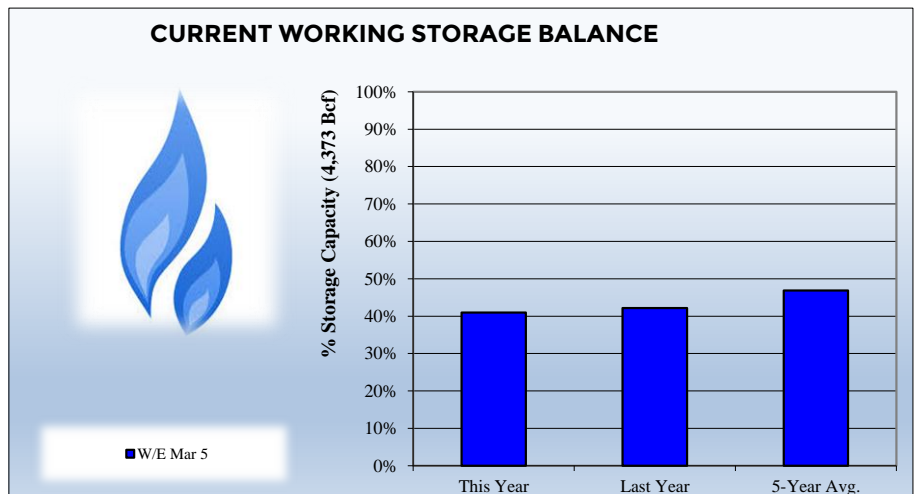
Apr-21	<b>\$65.56</b>
May-21	<b>\$65.56</b>
Jun-21	<b>\$65.31</b>
Jul-21	<b>\$64.78</b>

Week-ending	This Year	Net Change	Last Year	5-yr. Average
5-Mar	1,793	(52)	1,845	2,050
26-Feb	1,845	(98)	2,122	2,023
19-Feb	1,943	(338)	2,241	2,104

## US NATIONAL TEMPERATURE TRENDS



## CURRENT WORKING STORAGE BALANCE



The Natural Gas Grapevine is a complimentary publication of the Vineyard Gas Marketing Division of Vineyard Oil & Gas. This data is for informational purposes only.

Vineyard is not responsible for the accuracy, timeliness, or completeness of this data. All data included in this publication is publicly accessible.

Sources include the New York Mercantile Exchange (NYMEX), The DOE Energy Information Administration, Platts Gas Daily and Accuweather.com. All data was obtained from the source websites.

Vineyard Oil Gas Company

3/15/2021