



THE NATURAL GAS GRAPEVINE

A VINEYARD GAS MARKETING PUBLICATION
 MARCH 23RD, 2020
 NYMEX NATURAL GAS TRENDS



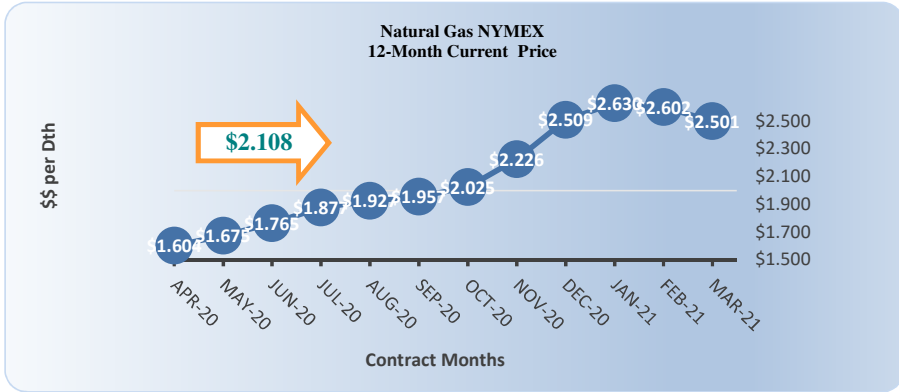
CURRENT NYMEX NATURAL GAS VALUES

As of: Settlement 3/20/20

CONTRACT MONTH	NYMEX (Dth)
Apr-20	\$1.604
May-20	\$1.675
Jun-20	\$1.765
Jul-20	\$1.877
Aug-20	\$1.927
Sep-20	\$1.957
Oct-20	\$2.025
Nov-20	\$2.226
Dec-20	\$2.509
Jan-21	\$2.630
Feb-21	\$2.602
Mar-21	\$2.501

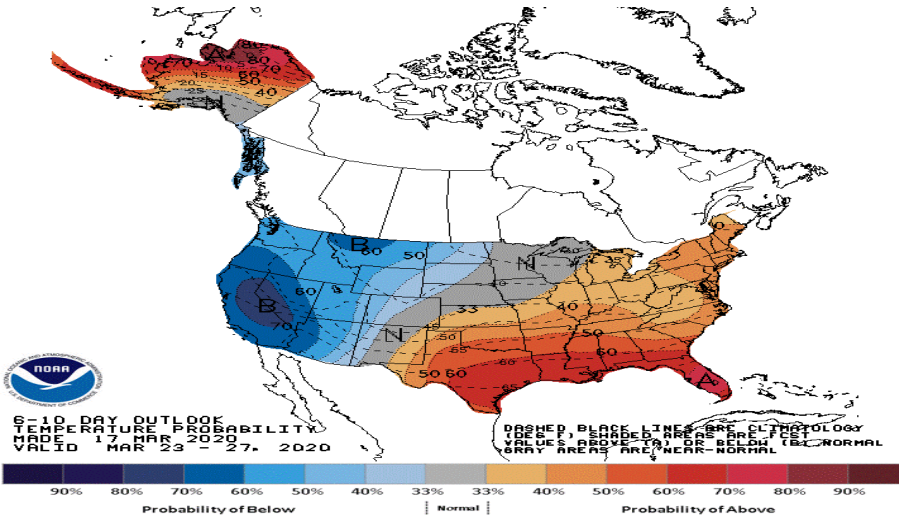
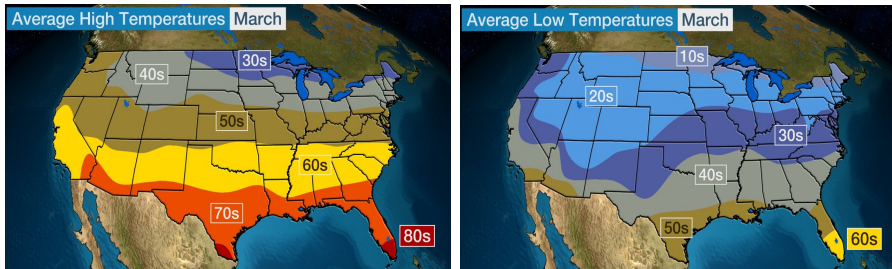


CURRENT NYMEX STRIPS	AVG \$\$ (Dth)
Summer '20 (7 months)	\$1.833
Winter '20 - '21 (5 months)	\$2.494
12 Months	\$2.108
March '20	\$1.821



With markets still awaiting more clarity on the potential demand impacts of continued measures to contain the coronavirus outbreak, natural gas futures were trading lower early Monday. The April Nymex contract was down 4.0 cents to \$1.564/MMBtu as of around 8:40 a.m. ET. Natural gas prices continue to move in apparent sympathy with the broader economy, according to Bespoke Weather Services. The firm noted that prices dropped as low as \$1.519 over the weekend as equity markets continued to face major uncertainties from the coronavirus. "This general trend likely continues this week, although as time rolls on, data should gain in importance as we assess how much demand destruction may be occurring with things shutting down in much of the nation," Bespoke said. One area of demand showing strength as of Monday's readings was liquefied natural gas (LNG) feed gas deliveries, according to Genscape Inc. The firm said volumes delivered to Lower 48 LNG terminals have "rebounded with a vengeance" over the past few days.

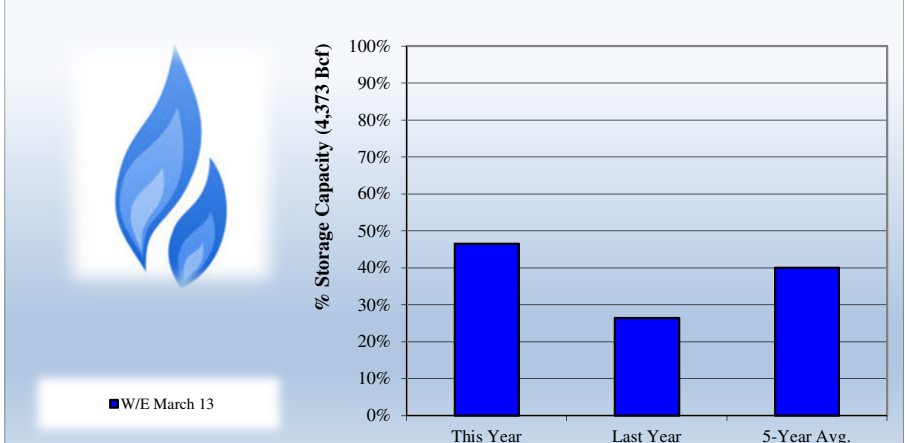
US NATIONAL TEMPERATURE TRENDS



Apr-20	\$19.90
May-20	\$21.41
Jun-20	\$23.31
Jul-20	\$25.14

Week-ending	This Year	Net Change	Last Year	5-yr. Average
13-Mar	2,034	(9)	1,156	1,753
6-Mar	2,043	(48)	1,247	1,816
28-Feb	2,091	(109)	1,411	1,915

CURRENT WORKING STORAGE BALANCE



The Natural Gas Grapevine is a complimentary publication of the Vineyard Gas Marketing Division of Vineyard Oil & Gas. This data is for informational purposes only.

Vineyard is not responsible for the accuracy, timeliness, or completeness of this data. All data included in this publication is publicly accessible.

Sources include the New York Mercantile Exchange (NYMEX), The DOE Energy Information Administration, Platts Gas Daily and Accuweather.com. All data was obtained from the source websites.